




Eel Pt.

Barge : 260' X 72'

Official Number : 1225102

IMO Number : 142



Specifications :

Year- 2010
Builder- C & C Marine
Rebuilt- 2015, Curtin Maritime
Length- 260'
Beam- 72'
Depth- 16'
Loaded Draft- 12'6"
Light Draft- 2'
Official Number- 1225102
IMO Number- 142

MMSI- N/A
Class- ABS
Load Line- ABS
Certification- USCG COI Unmanned,
Certified to carry CDC's
Gross Tonnage- 2164 GRT
Air Draft- (ramp height is 60')
Last Dry Dock- 2015

Tugboat : EEL PT.

Specifications :

GENERAL

Year- 2010
Builder- C & C Marine
Rebuilt- 2015, Curtin Maritime
Length- 260'
Beam- 72'
Depth- 16'
Loaded Draft- 12'6"
Light Draft- 2'
Official Number- 1225102
IMO Number- 142
MMSI- N/A
Class- ABS
Load Line- ABS
Certification- USCG COI
 Unmanned, Certified to carry

CDC's

Gross Tonnage- 2164 GRT
Air Draft- (ramp height is 60')
Last Dry Dock- 2015

LOAD

Deck Dimensions- 227' x 62'
Bin Wall Side Height- 6'
Deadweight Capacity- 4750 LT
Lashing Equipment/Deck eyes-
 Chain and ratcheting turn buckle
 lashing
Fixed lashing points on deck
Lanes- 6

MACHINERY & DECK EQUIPMENT

Generator- John Deere 4045
Capacity- 65 Kw
Output- 480V
Winches- (4) Pullmaster 25 W/
 150' 1 1/2' Blue Steel
Lighting- Pontilux LED Flood
 lights
Water transfer pump & Capacity-
 (1) Godwin 50hp 6" Water Pump
 48,000 GPH

RAMP

Dimensions- 60' x 16'
Capacity- 200,000 lbs

TANKAGE

Water- 570,000 gallons

CORDAGE

300' 2 1/2" 8 Strand Ultra Blue
 300' 2 1/2" 8 Strand Nylon

Profile & Arrangement

